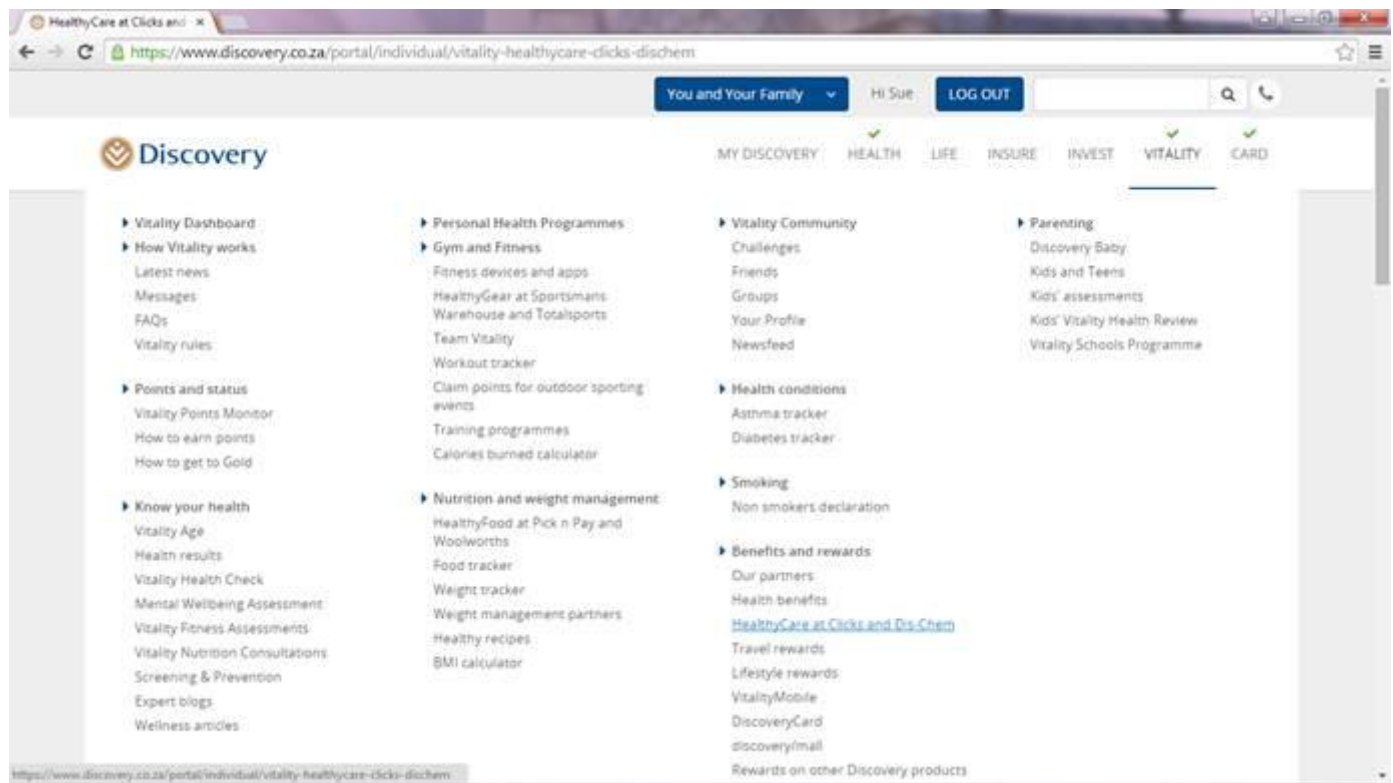



Step 1:

Log onto your Discovery website. Move your mouse over the Vitality tab and select Healthcare benefits.




Step 2:

Click on Activate




Step 3:

Select your Healthcare partner. Remember that you have to have a valid loyalty card at Clicks/Dischem in order to swipe this card during your purchase for the cashback to register. Click the Next button.



Step 4:

Accept the Terms and Conditions – and click on Activate.



Step 5:

Immediately do your online Vitality Age assessment (your spouse must too) in order to increase your cash-back from 10% to 15%. You will have to do the Vitality Health Check at a participating pharmacy in order to increase your cash-back to 25%.

